


VIGNAN'S FOUNDATION FOR SCIENCE, TECHNOLOGY AND RESEARCH
VADLAMUDI
STATEMENT OF AFFAIRS AS AT 31.03.2020

		₹	₹
PARTICULARS	Schedule	As at 31.03.2020	As at 31.03.2019
SOURCES OF FUNDS:			
UNRESTRICTED FUNDS			
Corpus Fund	1	50,101,116	50,101,116
General Fund	2	1,033,916,787	805,444,854
Designated/Earmarked Funds		-	-
RESTRICTED FUNDS			
	3	9,926,018	7,468,375
LOANS/BORROWINGS			
	4		
Secured Loans		88,581,531	259,680,492
Un-Secured Loans		-	-
CURRENT LIABILITIES AND PROVISIONS			
	5	72,822,236	66,969,681
TOTAL		1,255,347,688	1,189,664,517
APPLICATION OF FUNDS:			
FIXED ASSETS			
	6		
Tangible Assets		781,829,721	774,265,896
Intangible Assets		5,218,194	3,918,516
Capital Work-in-Progress		163,446,369	1,172,840
INVESTMENTS			
	7		
Long Term		-	-
Short Term		-	72,418,918
CURRENT ASSETS			
	8	220,106,162	263,181,166
LOANS, ADVANCES AND DEPOSITS			
	9	84,747,242	74,707,182
TOTAL		1,255,347,688	1,189,664,517

For Vignan's Foundation For Science,
Technology and Research


Managing Trustee



As per our report even date annexed
for M/s. Punnaiah & Co
Chartered Accountants


Partner

Place: Vadlamudi


Date: 25-10-2020 (CA B. Srinivasa Rao, M. No. 208788)

UDIN: 20208788AAAAFG1995

VIGNAN'S FOUNDATION FOR SCIENCE, TECHNOLOGY AND RESEARCH
VADLAMUDI
BALANCE SHEET AS AT 31.03.2019

PARTICULARS	Schedule	₹ As at 31.03.2019	₹ As at 31.03.2018
SOURCES OF FUNDS:			
UNRESTRICTED FUNDS			
Corpus Fund	1	5,01,01,116	5,01,01,116
General Fund	2	80,54,44,854	65,05,72,819
Designated/Earmarked Funds		-	-
RESTRICTED FUNDS			
	3	74,68,375	29,79,868
LOANS/BORROWINGS			
Secured Loans	4	25,96,80,492	31,75,62,203
Un-Secured Loans		-	-
CURRENT LIABILITIES AND PROVISIONS			
	5	6,69,69,681	4,92,97,100
TOTAL		1,18,96,64,517	1,07,05,13,105
APPLICATION OF FUNDS:			
FIXED ASSETS			
Tangible Assets	6	77,42,65,896	60,69,27,414
Intangible Assets		39,18,516	28,11,136
Capital Work-in-Progress		11,72,840	8,57,830
INVESTMENTS			
Long Term	7	-	-
Short Term		7,24,18,918	9,61,83,619
CURRENT ASSETS			
	8	26,31,81,166	29,95,68,704
LOANS, ADVANCES AND DEPOSITS			
	9	7,47,07,182	6,41,64,402
TOTAL		1,18,96,64,517	1,07,05,13,105

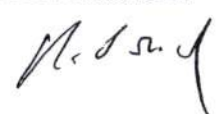
for Vignan's Foundation For Science,
Technology and Research


Managing Trustee

Place: Vadlamudi

Date: 19.10.2019

As per our report even date annexed
for M/s Punnaiah & Co
Chartered Accountants


Partner

(B. SRINIVASA RAO)
M. No. 208788, PARTNER
Firm Regn. No. 002798S




UDIN: 19208788AAAAFX6689

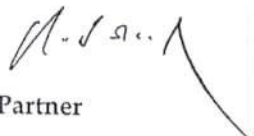
VIGNAN'S FOUNDATION FOR SCIENCE, TECHNOLOGY AND RESEARCH
VADLAMUDI
BALANCE SHEET AS AT 31.03.2018

PARTICULARS	Schedule	₹ As at 31.03.2018	₹ As at 31.03.2017
SOURCES OF FUNDS:			
UNRESTRICTED FUNDS			
Corpus Fund	1	50,101,116	50,101,116
General Fund	2	650,572,819	485,569,275
Designated/Earmarked Funds		-	-
RESTRICTED FUNDS			
	3	2,979,868	5,610,234
LOANS/BORROWINGS			
Secured Loans	4	317,562,203	451,507,138
Un-Secured Loans		-	-
CURRENT LIABILITIES AND PROVISIONS			
	5	49,297,100	61,330,958
TOTAL		1,070,513,105	1,054,118,720
APPLICATION OF FUNDS:			
FIXED ASSETS			
Tangible Assets	6	606,927,414	567,910,125
Intangible Assets		2,811,136	3,925,065
Capital Work-in-Progress		857,830	1,421,719
INVESTMENTS			
Long Term	7	-	-
Short Term		96,183,619	-
CURRENT ASSETS			
	8	299,568,704	426,111,540
LOANS, ADVANCES AND DEPOSITS			
	9	64,164,402	54,750,271
TOTAL		1,070,513,105	1,054,118,720

for Vignan's Foundation For Science/
Technology and Research



Managing Trustee

As per our report even date annexed
for M/s Punnaiah & Co
Chartered Accountants


Partner

Place: Vadlamudi


Date: 19.09.2018



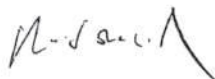
VIGNAN'S FOUNDATION FOR SCIENCE, TECHNOLOGY AND RESEARCH
VADLAMUDI
BALANCE SHEET AS AT 31.03.2017

PARTICULARS	Schedule	₹	₹
		As at 31.03.2017	As at 31.03.2016
SOURCES OF FUNDS:			
UNRESTRICTED FUNDS			
Corpus Fund	1	50,101,116	50,101,116
General Fund	2	485,569,275	421,599,260
Designated/Earmarked Funds		-	-
RESTRICTED FUNDS			
	3	5,610,234	8,558,976
LOANS/BORROWINGS			
Secured Loans	4	451,507,138	387,355,853
Un-Secured Loans		-	-
CURRENT LIABILITIES AND PROVISIONS			
	5	61,330,958	45,667,144
TOTAL		1,054,118,720	913,282,349
APPLICATION OF FUNDS:			
FIXED ASSETS			
Tangible Assets	6	567,910,125	510,736,742
Intangible Assets		3,925,065	2,549,552
Capital Work-in-Progress		1,421,719	27,902,043
INVESTMENTS			
Long Term		-	-
Short Term		-	-
CURRENT ASSETS			
	7	426,111,540	293,409,525
LOANS, ADVANCES AND DEPOSITS			
	8	54,750,271	78,684,488
TOTAL		1,054,118,720	913,282,349

for Vignan's Foundation For Science,
Technology and Research


Managing Trustee

As per our report even date annexed
for M/s Punnaiah & Co
Chartered Accountants


Partner


Place: Vadlamudi

Date: 30.09.2017

VIGNAN'S FOUNDATION FOR SCIENCE, TECHNOLOGY AND RESEARCH
VADLAMUDI
BALANCE SHEET AS AT 31.03.2016

PARTICULARS	Schedule	₹	
		As at 31.03.2016	As at 31-03-2015
SOURCES OF FUNDS:			
UNRESTRICTED FUNDS			
Corpus Fund	1	50,101,116	50,101,116
General Fund	2	421,599,260	383,568,078
Designated/Earmarked Funds		-	-
RESTRICTED FUNDS			
	3	8,558,976	7,317,194
LOANS/BORROWINGS			
Secured Loans	4	387,355,853	134,644,672
Un-Secured Loans		-	-
CURRENT LIABILITIES AND PROVISIONS			
	5	45,667,144	59,080,225
TOTAL		913,282,349	634,711,286
APPLICATION OF FUNDS:			
FIXED ASSETS			
	6		
Tangible Assets		510,736,742	438,037,269
Intangible Assets		2,549,552	739,403
Capital Work-in-Progress		27,902,043	5,798,966
INVESTMENTS			
Long Term		-	-
Short Term		-	-
CURRENT ASSETS			
	7	293,409,525	127,785,749
LOANS, ADVANCES AND DEPOSITS			
	8	78,684,488	62,349,900
TOTAL		913,282,349	634,711,286

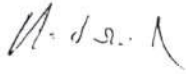
for Vignan's Foundation For Science,
Technology and Research


Managing Trustee

Place: Vadlamudi

Date: 12.10.2016

As per our report even date annexed
for M/s Punnaiah & Co
Chartered Accountants


Partner

